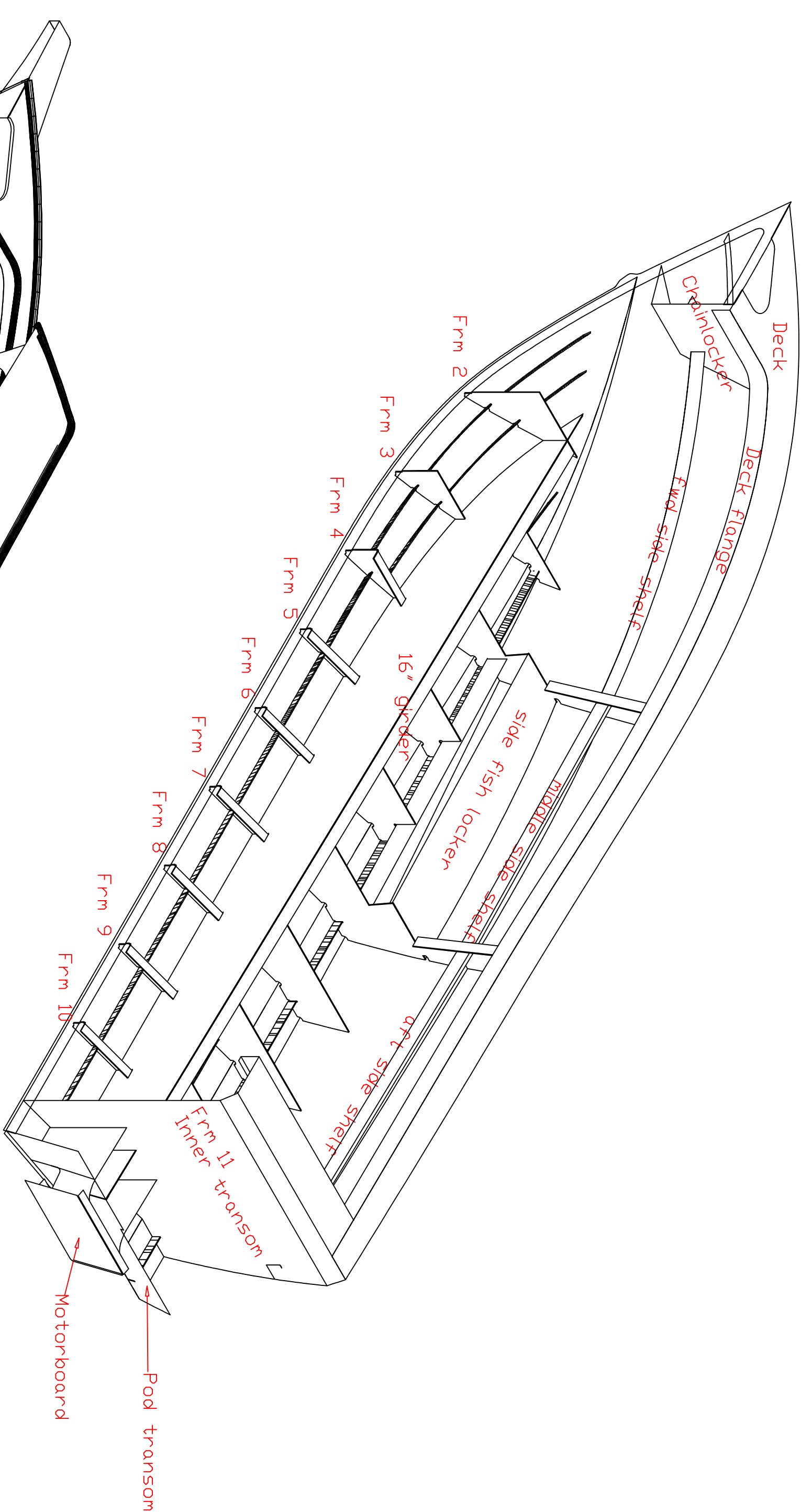
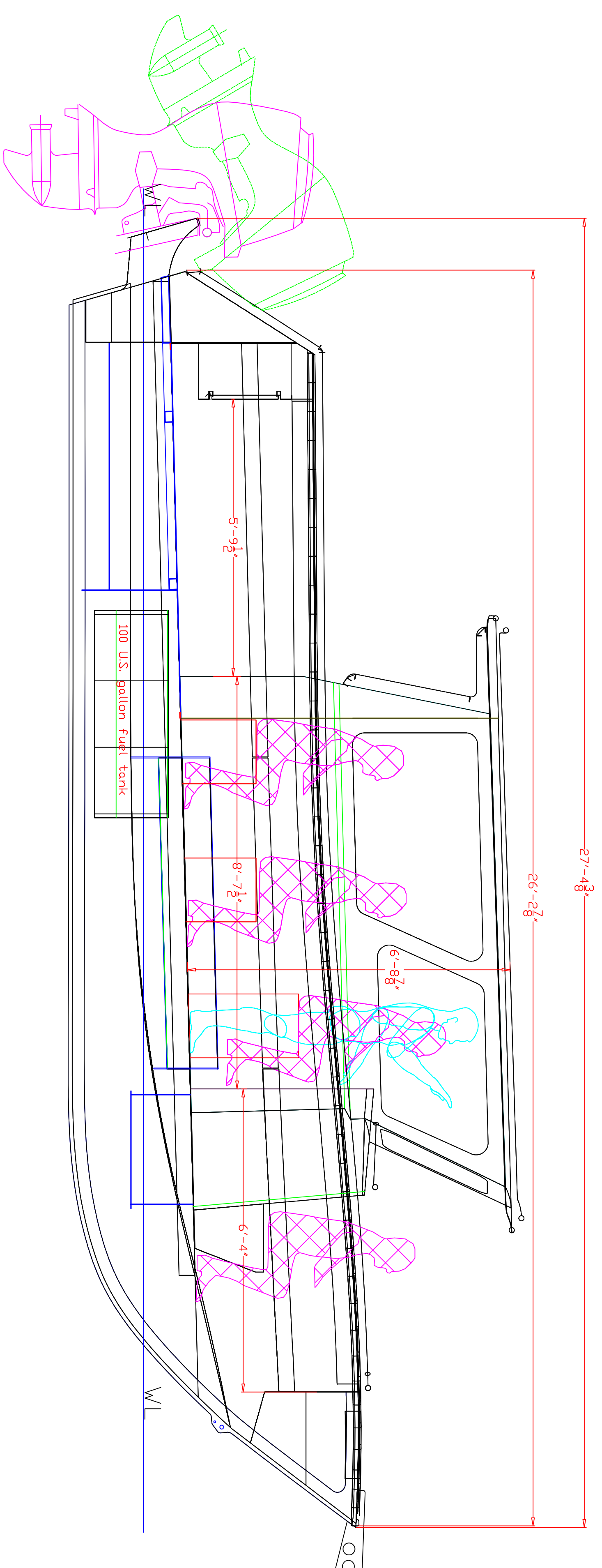


# Cope 26ft Walk Around Sport Fishing Original Hull Model (Pachena Point 26 Walk Around) Study Plan

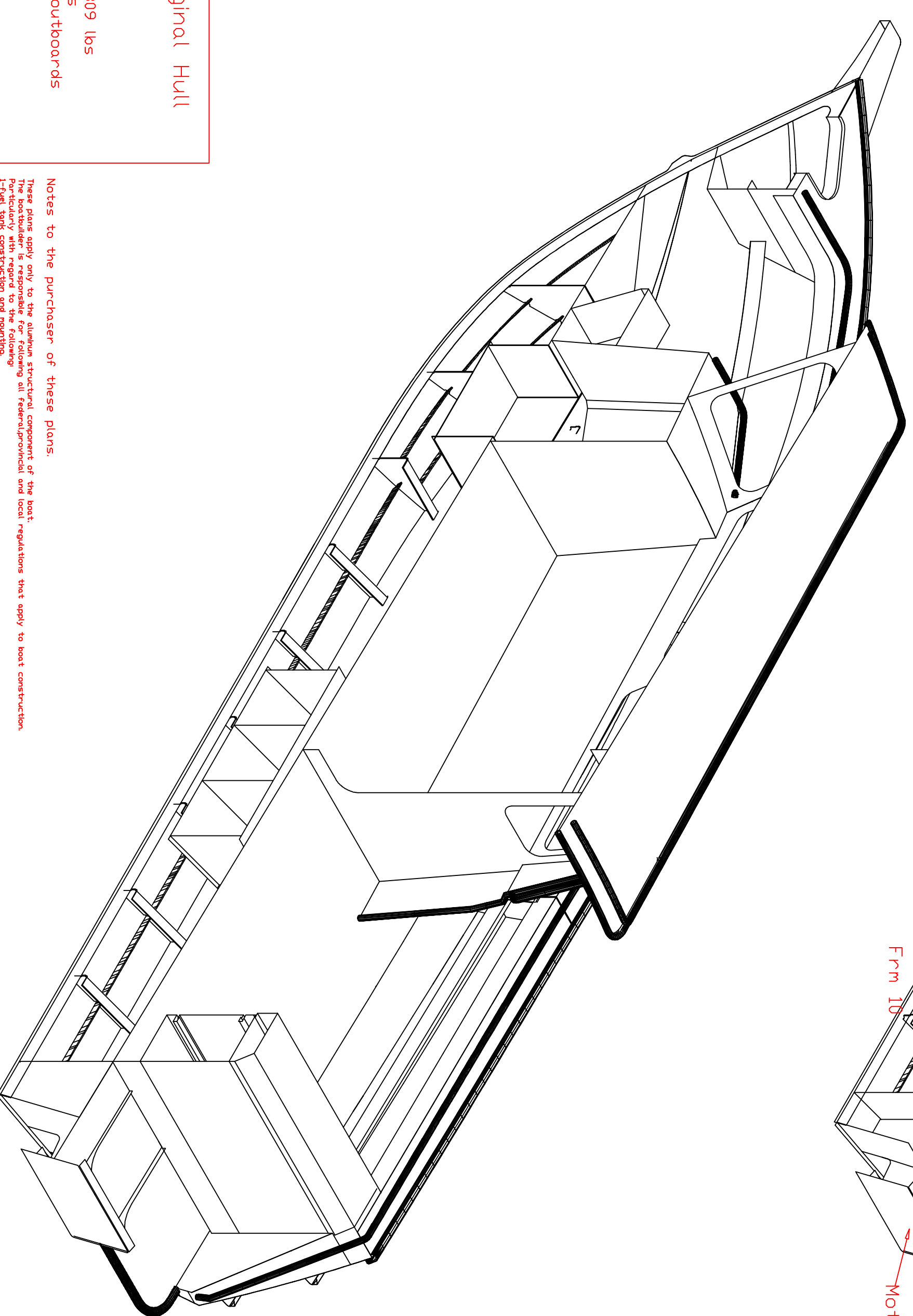


26ft Walk Around Original Hull  
Charter Fishing Boat

Length-----26'  
Beam-----10ft 6in      3,399 lbs  
Displacement Lightship-----7,700 lbs  
Displacement Full-----10,000 lbs  
Power-----twin 115hp outboards  
Dredgise-----20 degrees

1

Notes to the purchaser of these plans:  
These plans were made to the best of the designer's knowledge and belief, and the purchaser is advised that the designer is not responsible for any errors or omissions in these plans, and that the purchaser is responsible for the construction of the vessel. The purchaser is advised that the designer is not responsible for any damage to the vessel or its equipment, or for any loss of life or property, resulting from the use of these plans. The purchaser is advised that the designer is not responsible for any damage to the vessel or its equipment, or for any loss of life or property, resulting from the use of these plans.



Weight of aluminum to order for the boat  
5082 H32 sheet=2278 lbs  
5086 H116 sheet=2278 lbs  
Hollow extrusions=279 lbs  
Solid extrusions=100 lbs  
The weights above is the weight of aluminum that  
will be used in the hull. The weight of material in the  
boat is 30% less.  
All the aluminum parts will be CNC cut and marked  
with its name and any forming instructions needed.

Aluminum Plate List  
Cope 26 Walk Around Original Hull  
April 20-2012

3/8" plate  
1 sheet 3/8"x5ftx10ft-----5086 H116

1/2" sheet  
1 sheet 1/2"x4ftx25ft-----5086 H116  
1 sheet 1/2"x4ftx12ft-----5082 H32  
1 sheet 1/2"x5ftx20ft-----5086 H116

3/4" sheet  
2 sheets 3/4"x5ftx27ft9in-----5086 H116  
1 sheet 3/4"x5ftx12ft-----5082 H32

5/8" (L60)  
7 sheets 5/8"x5ftx20ft-----5082 H32

1/2"  
3 sheets 1/2"x6ftx20ft-----5082 H32

There is a total of 20 sheets

The boat can be built upside-down or right-side up.

