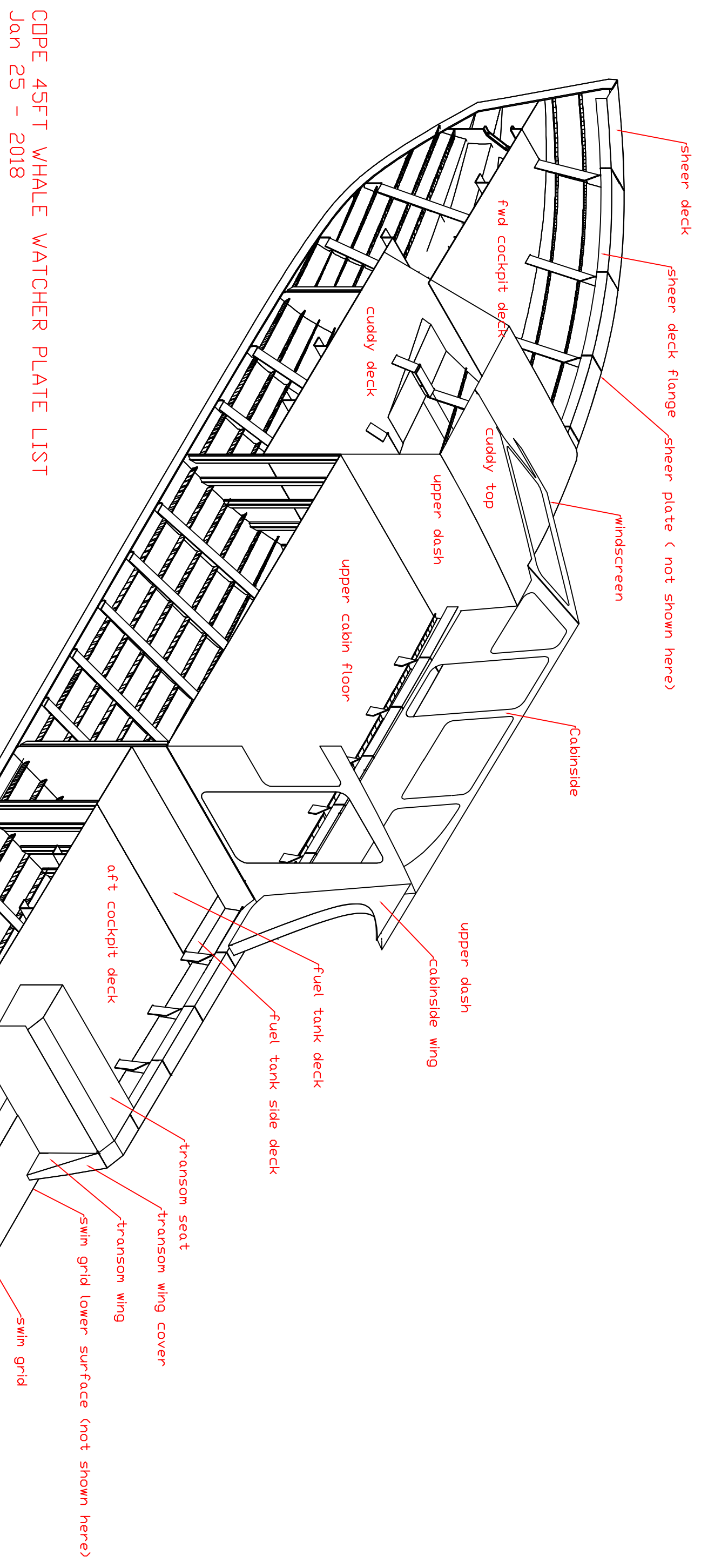
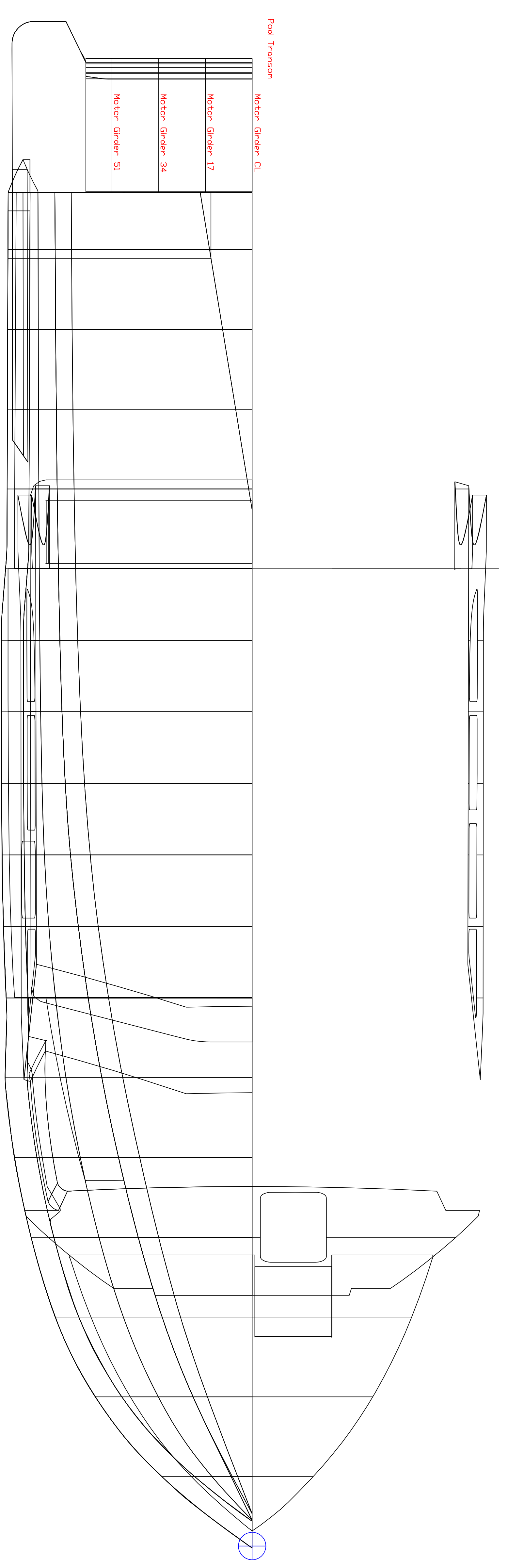
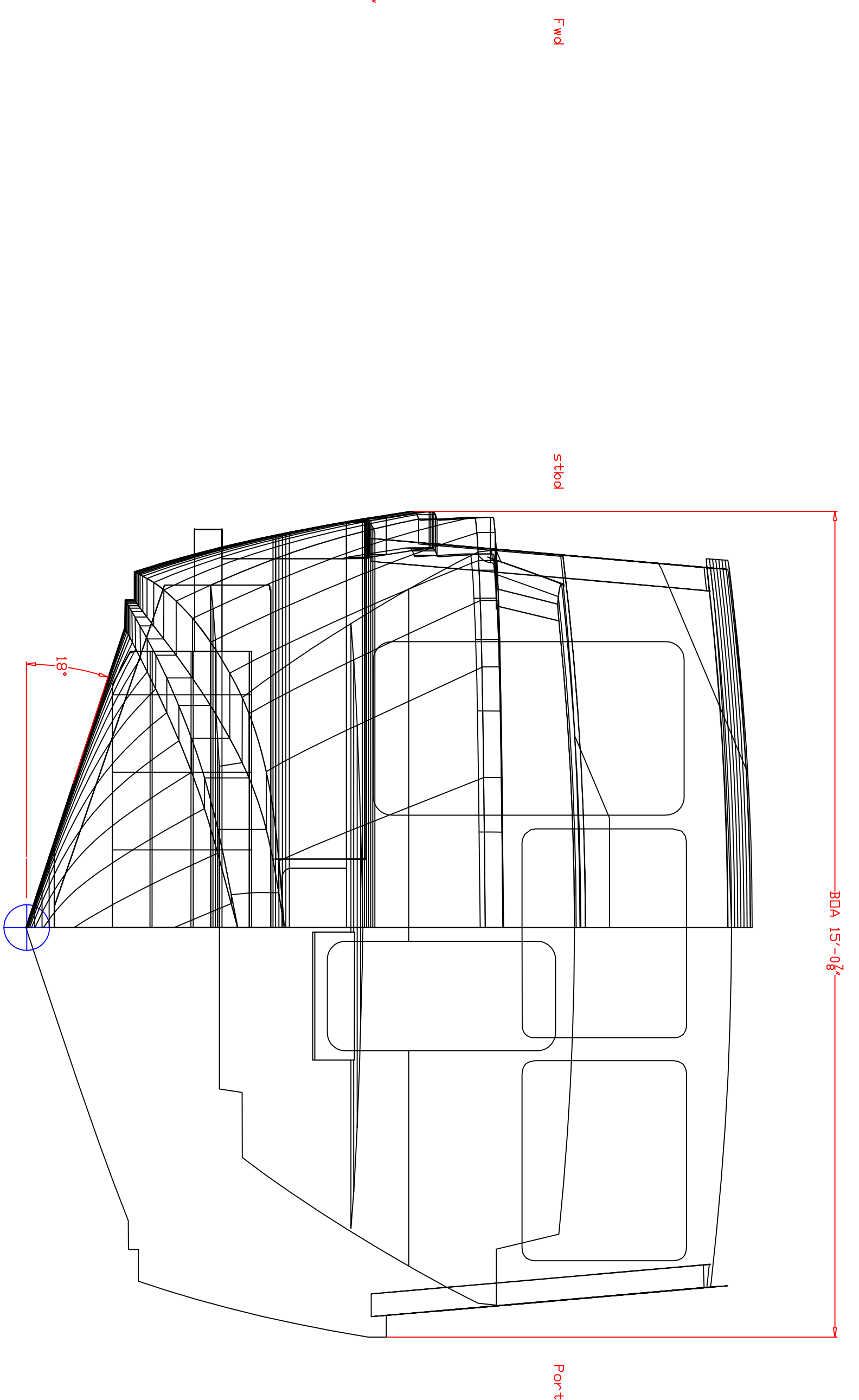
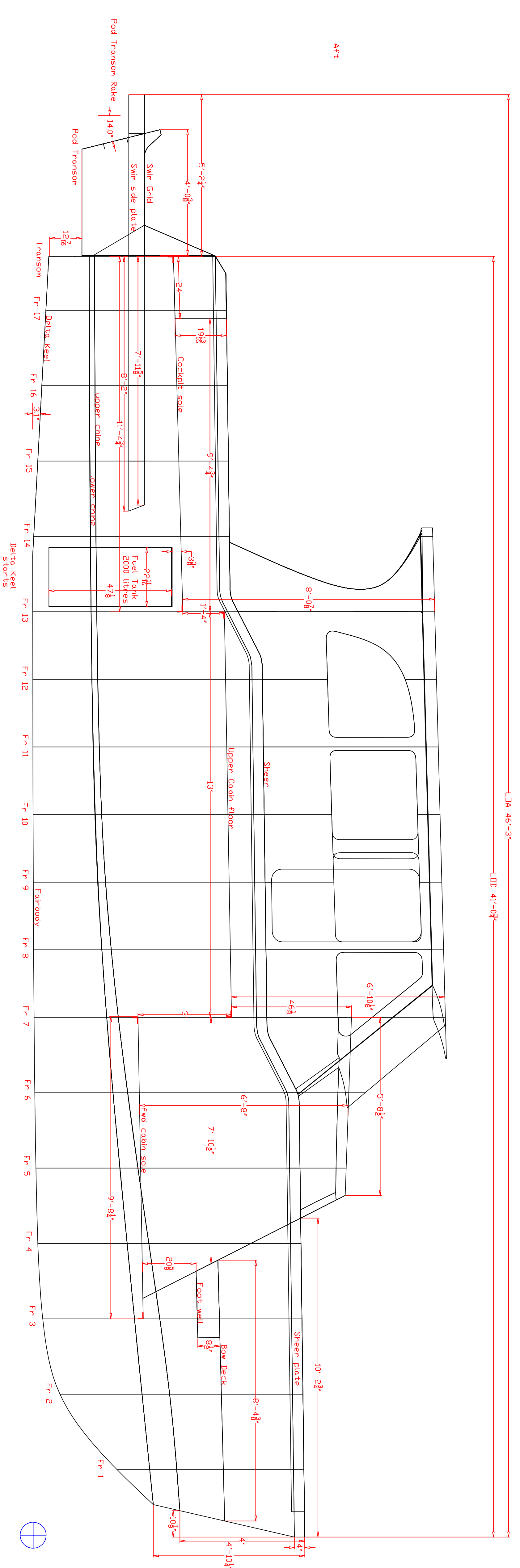


# COPE 45FT WHALE WATCHER STUDY PLAN



COPE 45FT WHALE WATCHER PLATE LIST  
Jan 25 - 2018

- 3/8" plate ALLDY 5086 H116
- 6 sheets = 3/8" X 6ft X 20ft ---- ALLDY 5086 H116
- 6 sheets = 3/8" X 8ft X 20ft ---- ALLDY 5086 H116
- 1/2" plate ALLDY 5052 H32
- 5 sheets = 1/2" X 5ft X 20ft ---- ALLDY 5052 H32
- 1 sheet = 1/2" X 6ft X 20ft ---- ALLDY 5052 H32
- 1 sheet = 1/2" X 8ft X 20ft ---- ALLDY 5052 H32
- 1/4" plate ALLDY 5086 H116
- 1 sheet = 1/4" X 5ft X 20ft ---- ALLDY 5086 H116
- 5 sheets = 1/4" X 6ft X 20ft ---- ALLDY 5086 H116
- 2 sheets = 1/4" X 8ft X 20ft ---- ALLDY 5086 H116
- 3/8" plate ALLDY 5086 H116
- 7 sheets = 3/8" X 4ft X 20ft ---- ALLDY 5086 H116
- 2 sheets = 3/8" X 5ft X 20ft ---- ALLDY 5086 H116
- 11 sheets = 3/8" X 6ft X 20ft ---- ALLDY 5086 H116
- 3/8" plate ALLDY 5086 H116
- 1 sheet = 3/8" X 5ft X 20ft ---- ALLDY 5086 H116
- 1/2" plate ALLDY 5086 H116
- 1 sheet = 1/2" X 4ft X 20ft ---- ALLDY 5086 H116

TOTAL NUMBER OF PLATES INCLUDING JIG PLATES = 49 plates

Scantlings:	
Bottom plate	3/8"
Chine plates (3)	3/8"
Topside	3/8"
Lower Subside	3/8"
Upper Subside	3/8"
Pod body	3/8"
Pod structure	3/8" x 3/4"
Bottom longitudinal	3/8" x 3/4"
Side longitudinal	3/8" x 3/4"
Frames	3/8" x 4"

COPE 45ft Whale Watcher  
Length OA ----- 46ft 3in  
Length on Deck ----- 41ft  
Beam ----- 15ft  
Displacement-----14 Gtship----- 185  
Displacement-----14water----- 185  
CGM ----- 45550pp 08