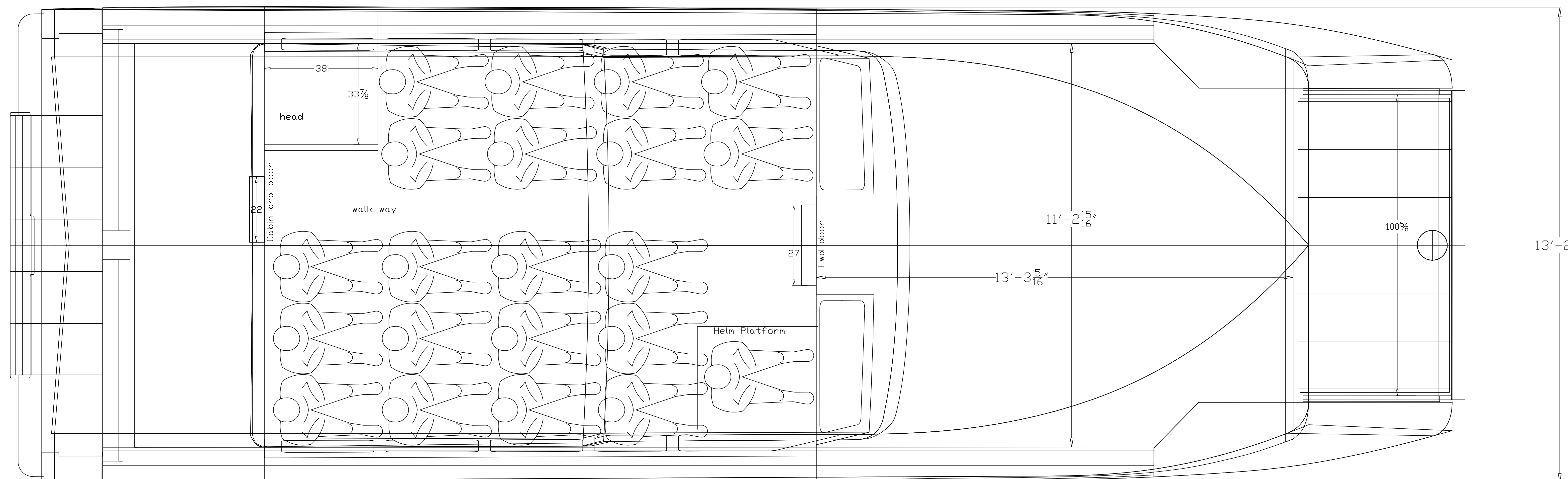
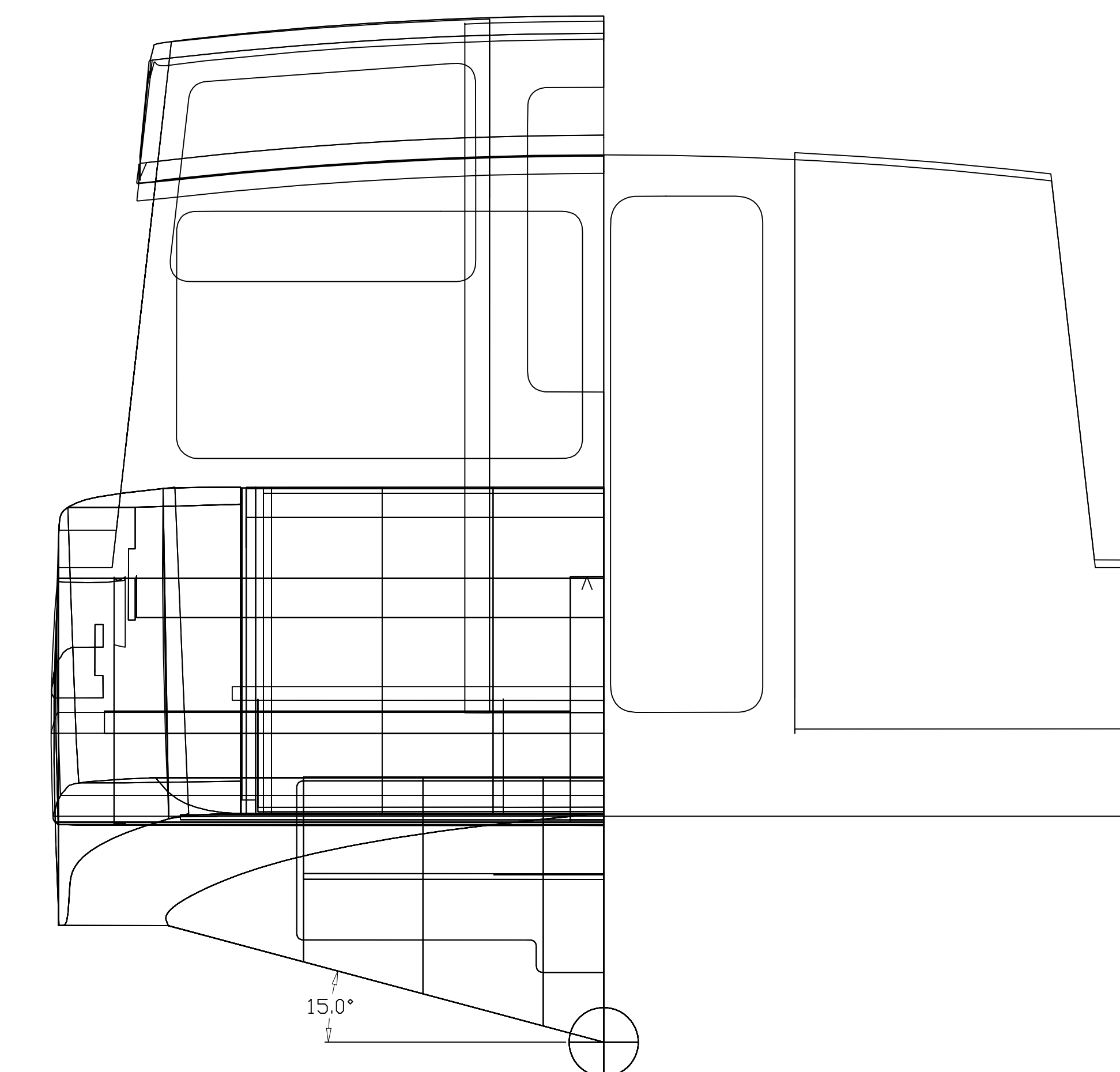
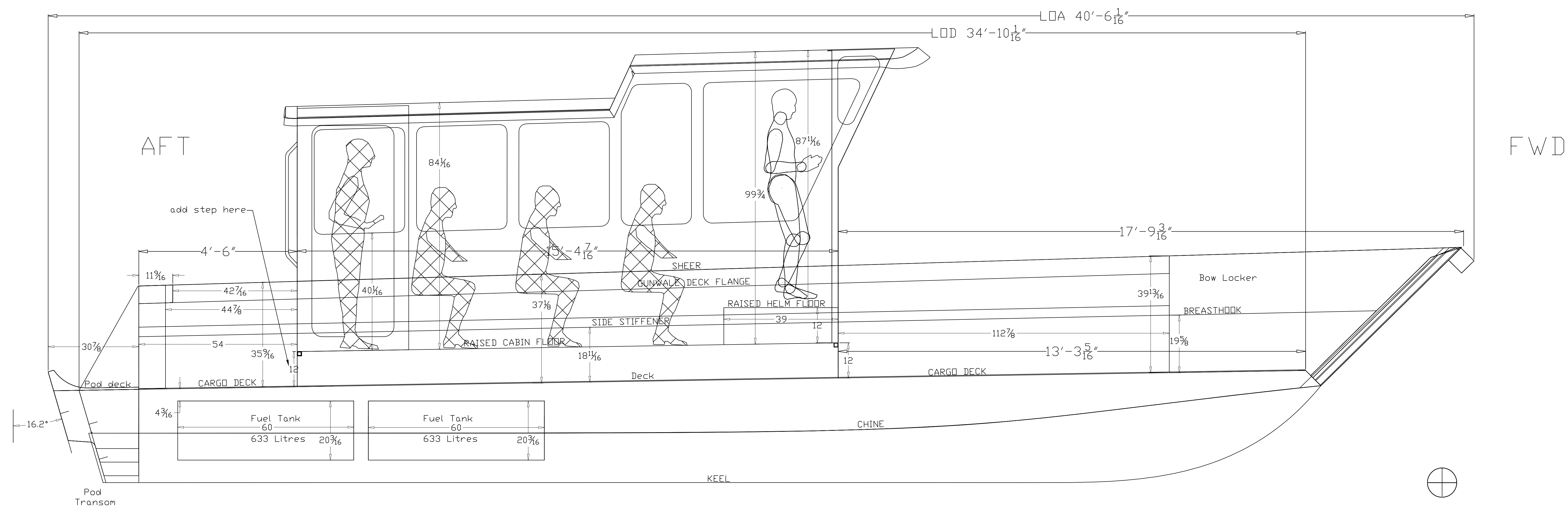


C090C 40ft Aegean Landing Craft DB  
15' 5" Full Cabin  
STUDY PLAN



Aluminum Plate List  
C090C Aegean 40ft Landing Craft DB  
15'5" Full Cabin

Date: October 2023

- 3/4" plate  
1 sheet= 3/4" x 4ft x 10ft----ALLOY 5086 H116
- 1/2" plate  
1 sheet= 1/2" x 4ft x 12ft-----ALLOY 5086 H116
- 3/8" plate  
1 sheet= 3/8" x 4ft x 20ft----ALLOY 5086 H116
- 5/16" plate  
4 sheets= 5/16" x 8ft x 20ft---ALLOY 5086 H116  
1 sheet= 5/16" x 6ft x 10ft----ALLOY 5086 H116
- 1/4" plate  
20 sheets= 1/4" x 5ft x 20ft---ALLOY 5086 H116  
2 sheets= 1/4" x 6ft x 20ft---ALLOY 5086 H116
- 1 sheet= 1/4" x 5ft x 20ft---ALLOY 5052 H32  
1 sheet= 1/4" x 4ft x 20ft---ALLOY 5052 H32  
1 sheet= 1/4" x 4ft x 10ft ----ALLOY 5052 H32
- 3/16"  
3 sheet= 3/16" x 4ft x 20ft---ALLOY 5052 H32  
6 sheets= 3/16" x 5ft x 20ft---ALLOY 5052 H32  
5 sheets= 3/16" x 6ft x 20ft ---ALLOY 5052 H32  
1 sheet= 3/16" x 6ft x 12ft ----ALLOY 5052 H32  
2 sheets= 3/16" x 8ft x 20ft ----ALLOY 5052 H32  
1 sheet= 3/16" x 5ft x 10ft---ALLOY 5052 H32
- 3/32" (160")  
1 sheets= 3/32" x 5ft x 20ft---ALLOY 5086 H116  
1 sheet= 3/32" x 5ft x 10ft---ALLOY 5086 H116

There is a total of 53 sheets

Builder is required to go through the construction drawings to confirm the extrusion list. This list does not include additional material that may be required while building an aluminum boat. This list does not include parts for jig assembly.

EXTRUSION LIST

C090C 40ft LC DB - 15'5" Cabin  
Oct 31 2023

All extrusions are Aluminum and 20ft length, unless otherwise specified.

ANGLE BAR

- 3 lengths -----3/16" x 2" x 1 1/2" Alloy 6061 T6 Angle Bar (cabin Bhd Windows)
- 16 lengths -----1/2" x 1 1/2" x 1 1/2" Alloy 6061 T6 Angle Bar (cabin side windows + head bhd)
- 35 lengths -----1/2" x 3" x 3" Alloy 6061 T6 Angle Bar (cargo deck)

SQUARE TUBE

- 2 lengths -----2" x 1 1/2" x 1 1/2" Alloy 6061 T6 Square Tube (Floor)
- 11 lengths -----1 1/2" x 1" x 1" Alloy 6061 T6 Square Tube (cabin top)
- 4 lengths -----1" x 4" x 4" Alloy 6061 T6 Square Tube (bow door)
- 8 lengths -----1 1/2" x 2" x 2" Alloy 6061 T6 Square Tube (lift out floor + doors)

RECTANGULAR TUBE

- 2 lengths -----2" x 2" x 4" Alloy 6061 T6 Rectangular Tube ( door)

PIPE

- 1 length -----1" sch 40 Alloy 6063 T5 Pipe (handrail)
- 2 lengths -----1" sch 40 Alloy 6063 T5 Pipe (visor)
- 1 length -----2" sch 40 Alloy 6063 T5 Pipe (swingrid)

HALF PIPE

- 4 lengths -----2" sch 40 Alloy 6061 T6 Half Pipe (hull)

HULL EXTRUSION: 25ft Lengths

- 3 lengths ----- Marine Extrusion Alloy 6061 T6 (hull)

STAINLESS STEEL ROUND BAR: 12ft lengths

- 1 length ----- 1/2" stainless steel T316 Round Bar

C090C 40ft Aegean Landing Craft  
DB w/ 15' 5" Full Cabin  
Length Over All-----40' 6"  
Length On Deck-----34' 10"  
Beam-----13'-3"

Max Displacement--26,000 lbs  
(20 passengers + driver, 2,400lbs payload, 1266 litres Fuel)  
Projected Cruise Speed 27 knots

Light Ship - 18,000 lbs  
(1 driver, 317 litres Fuel)  
Projected Cruise Speed @ lightship 32 knots

Deadrise-----15 deg  
Power-----Twin Yamaha 425hp  
Door clear opening --- 8ft 4in  
Designed by A.B.COPE LTD.  
Designer-Bruce Cope  
February 18 2023

P 1