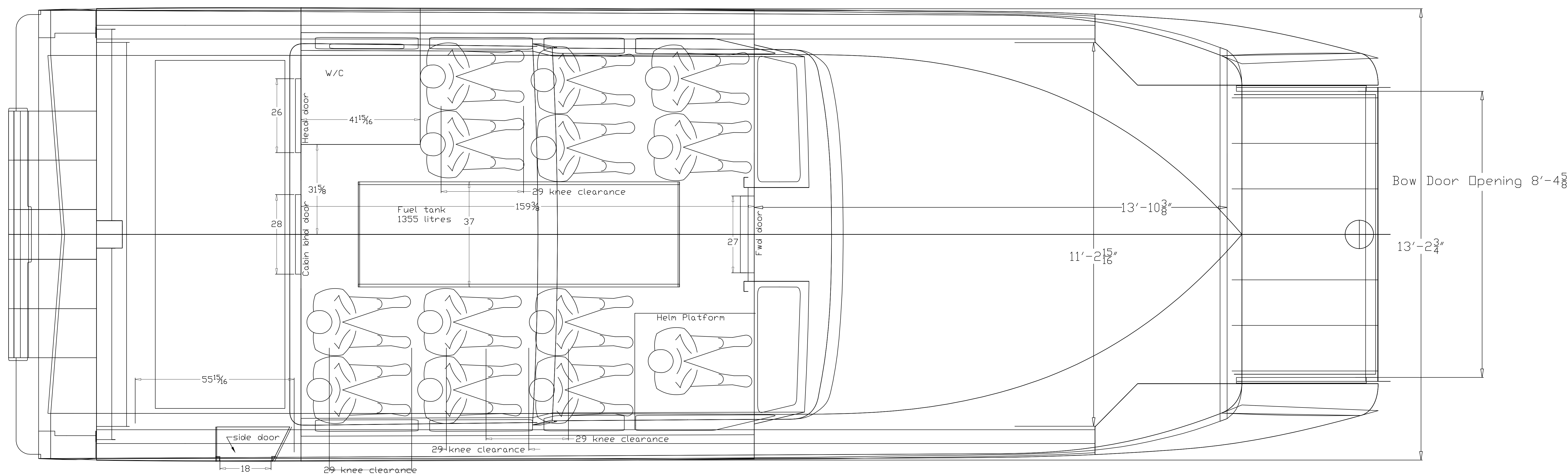
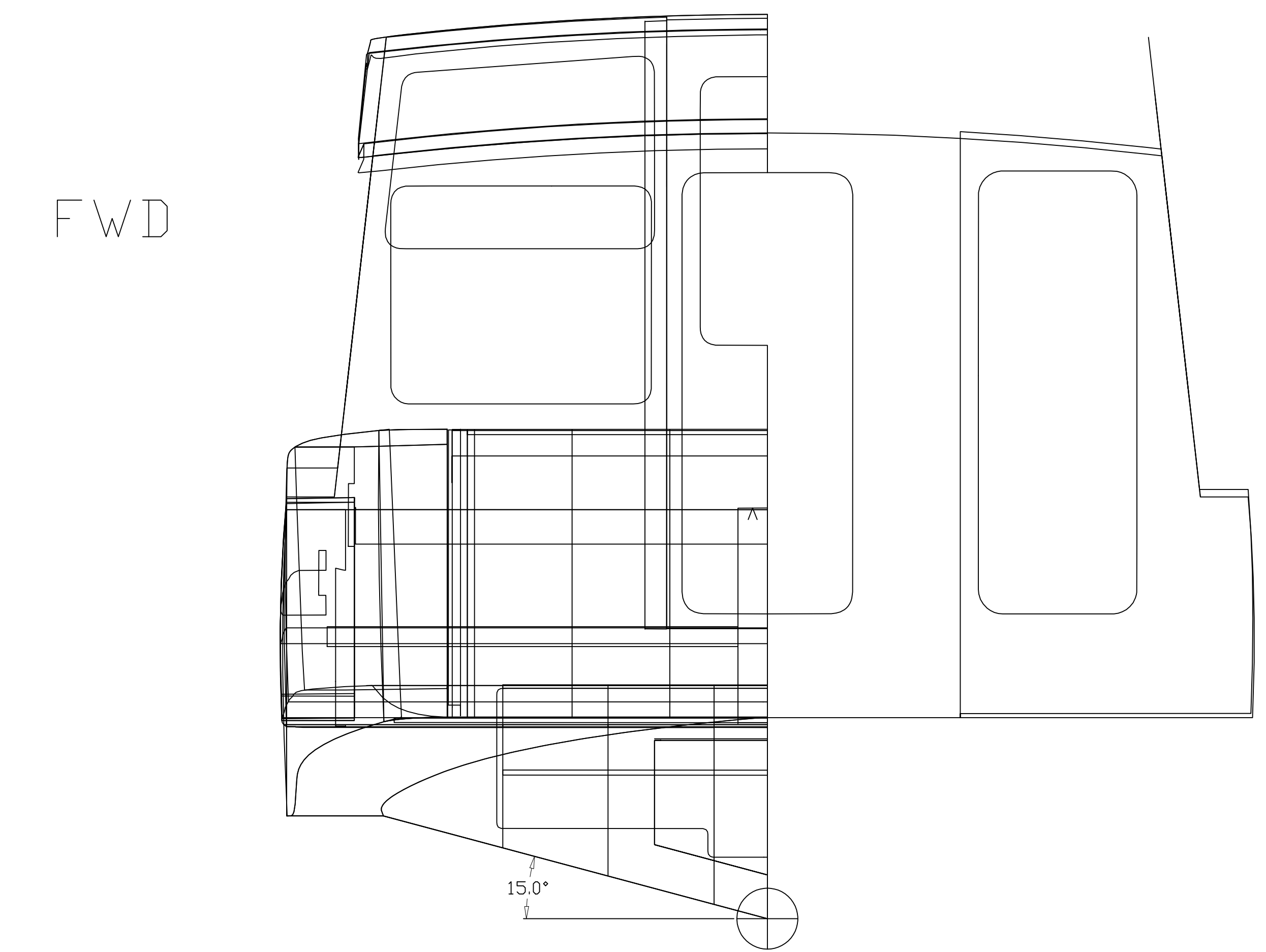
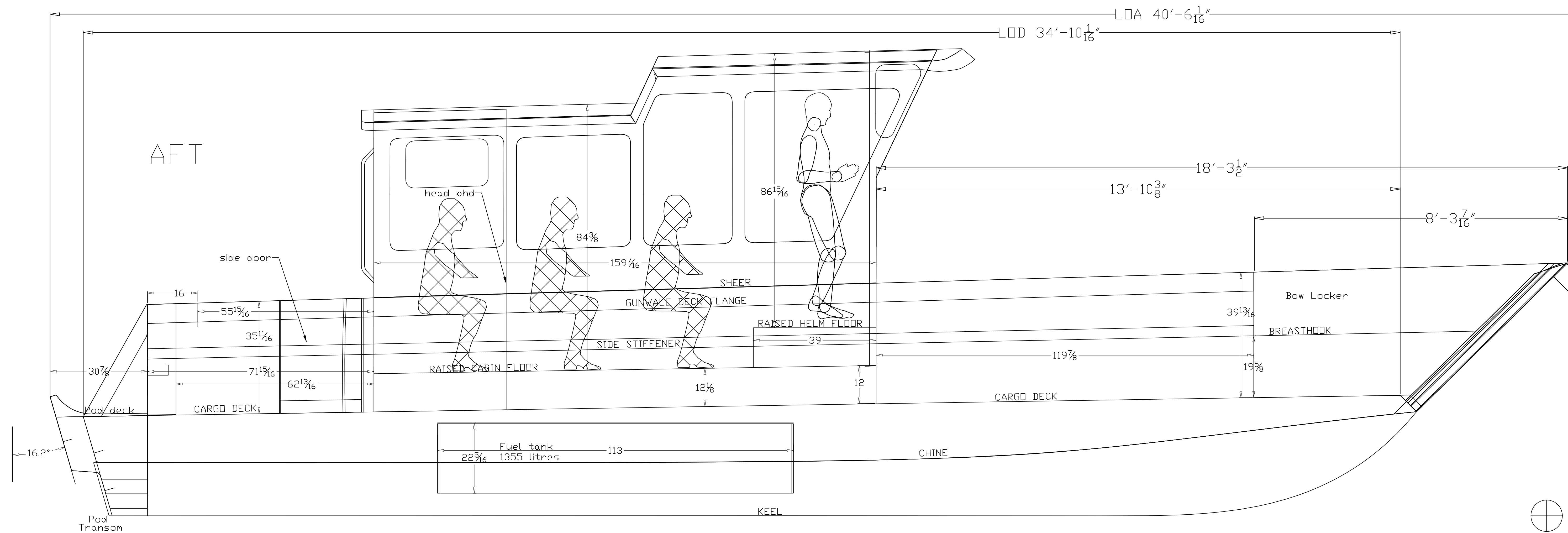


C090D 40ft Aegean Landing Craft DB  
13' Full Cabin  
STUDY PLAN



- ALUMINUM PLATE LIST  
C090D AEGEAN 40FT LANDING CRAFT DB 13' FULL CABIN  
October 18 2023
- 3/4" plate  
1 sheet= 3/4" x 4ft x 10ft---ALLOY 5086 H116
  - 1/2" plate  
1 sheet= 1/2" x 5ft x 12ft---ALLOY 5086 H116
  - 3/8" plate  
1 sheet= 3/8" x 4ft x 20ft---ALLOY 5086 H116
  - 5/16" plate  
4 sheets= 5/16" x 8ft x 20ft---ALLOY 5086 H116  
1 sheet= 5/16" x 6ft x 10ft---ALLOY 5086 H116  
1 sheet= 5/16" x 4ft x 20ft---ALLOY 5086 H116  
1 sheet= 5/16" x 5ft x 20ft---ALLOY 5086 H116
  - 1/4" plate  
18 sheets= 1/4" x 5ft x 20ft---ALLOY 5086 H116  
2 sheets= 1/4" x 4ft x 20ft---ALLOY 5086 H116  
1 sheet= 1/4" x 5ft x 20ft---ALLOY 5052 H32  
1 sheet= 1/4" x 8ft x 20ft---ALLOY 5052 H32  
1 sheet= 1/4" x 6ft x 10ft---ALLOY 5086 H116
  - 3/16"  
4 sheets= 3/16" x 4ft x 20ft---ALLOY 5052 H32  
4 sheets= 3/16" x 5ft x 20ft---ALLOY 5052 H32  
1 sheet= 3/16" x 4ft x 10ft---ALLOY 5052 H32  
2 sheets= 3/16" x 8ft x 20ft---ALLOY 5052 H32  
8 sheets= 3/16" x 6ft x 20ft---ALLOY 5052 H32
- There is a total of 52 sheets

- EXTRUSION LIST  
C090D 40FT AEGEAN LANDING CRAFT DB - 13' FULL CABIN  
October 20 2023
- All extrusions are Aluminum and 20ft length, unless otherwise specified.
- ANGLE BAR
- 2 lengths -----3/16" x 2" x 2" Alloy 6061 T6 Angle Bar (head & fwd door)
  - 24 lengths -----1/4" x 3" x 3" Alloy 6061 T6 Angle Bar (cargo deck)
  - 12 lengths -----1/4" x 1 1/2" x 1 1/2" Alloy 6061 T6 Angle Bar (hhd stiffening)
  - 1 length -----1/4" x 2" x 3" Alloy 6061 T6 Angle Bar (bow door)
- SQUARE TUBE
- 4 lengths -----3/8" x 2" x 2" Alloy 6061 T6 Square Tube (head, fwd door)
  - 9 lengths -----1/2" x 1" x 1" Alloy 6061 T6 Square Tube (cabintop)
  - 4 lengths -----1/2" x 4" x 4" Alloy 6061 T6 Square Tube (bow door)
- RECTANGULAR TUBE
- 1 length -----1/2" x 2" x 4" Alloy 6061 T6 Rectangular Tube (cabin door)
- PIPE
- 1 length -----3/4" sch 40 Alloy 6061 T5 Pipe (handrails)
  - 1 length -----2" sch 40 Alloy 6061 T5 Pipe (swingrid)
- HULL EXTRUSION - 25ft lengths
- 3 lengths ----- Marine Extrusion Alloy 6061 T6 (topside)
- STAINLESS STEEL ROUND BAR - 12ft length
- 1 length ----- 1/2" stainless steel T 316 Round Bar (bow door)

Builder is required to go through the construction drawings to confirm the extrusion list. This list does not include additional material that may be required while building an aluminum boat. This list does not include parts for jig assembly.

C090D 40ft Aegean Landing Craft  
DB - 13' Full Cabin

Length Over All-----40' 6"  
Length On Deck-----34' 10"  
Beam-----13'-3"

Max Displacement-- 33,000 lbs  
(10 passengers + driver, 12,000lbs payload, 1343 litres fuel)

Projected speed @ Max Disp. 29 knots  
Light Ship - 21,248 lbs

(1 driver, 336 litres fuel, 3,500 lbs cargo/ballast)  
Projected speed @ Disp. 37 knots  
Deadrise----- 15 deg  
Power----- Twin Mercury Verado 600hp  
Door clear opening --- 8ft 4in

Designed by A.B.COPE LTD.  
Designer--Bruce Cope  
October 19 2023

P 1