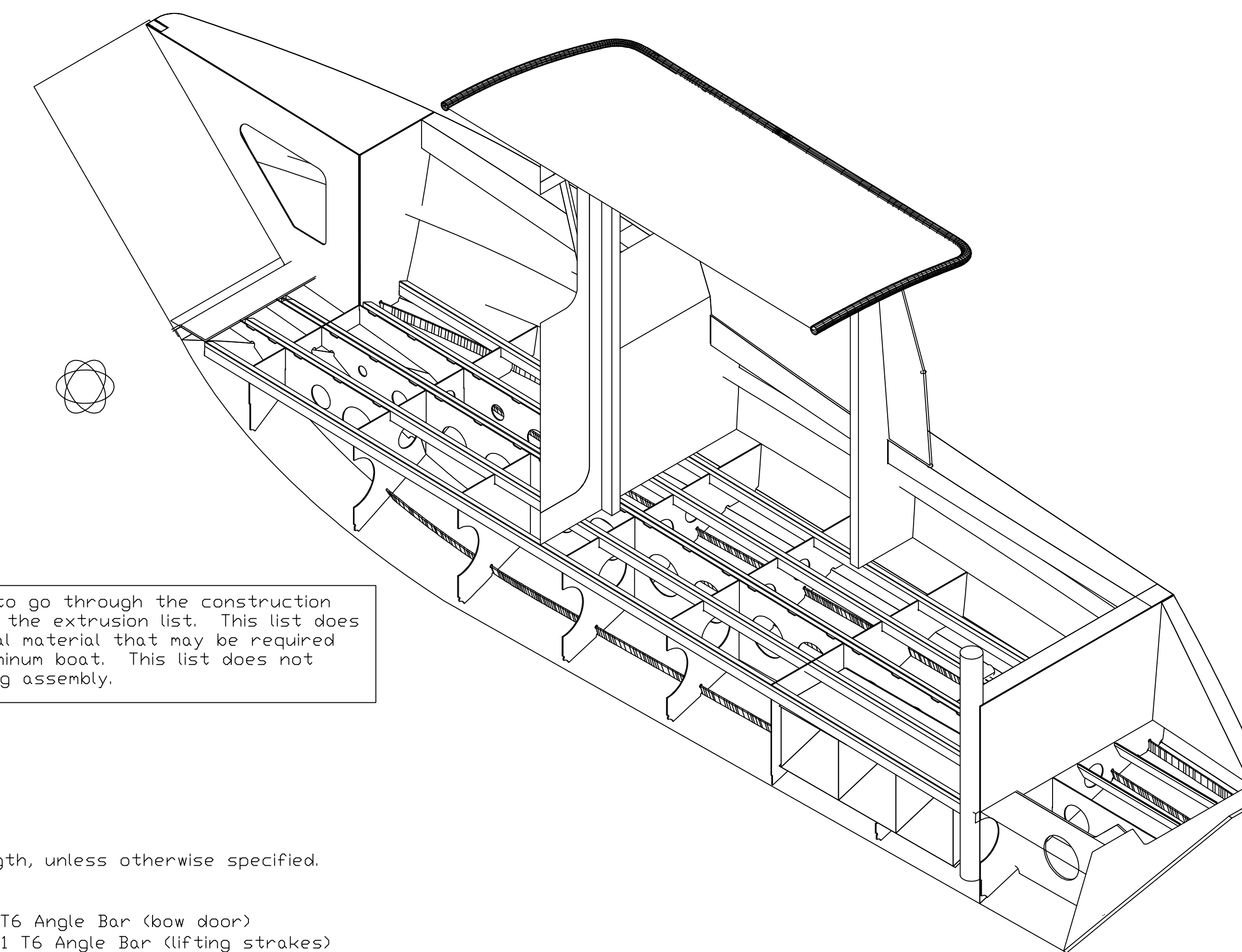
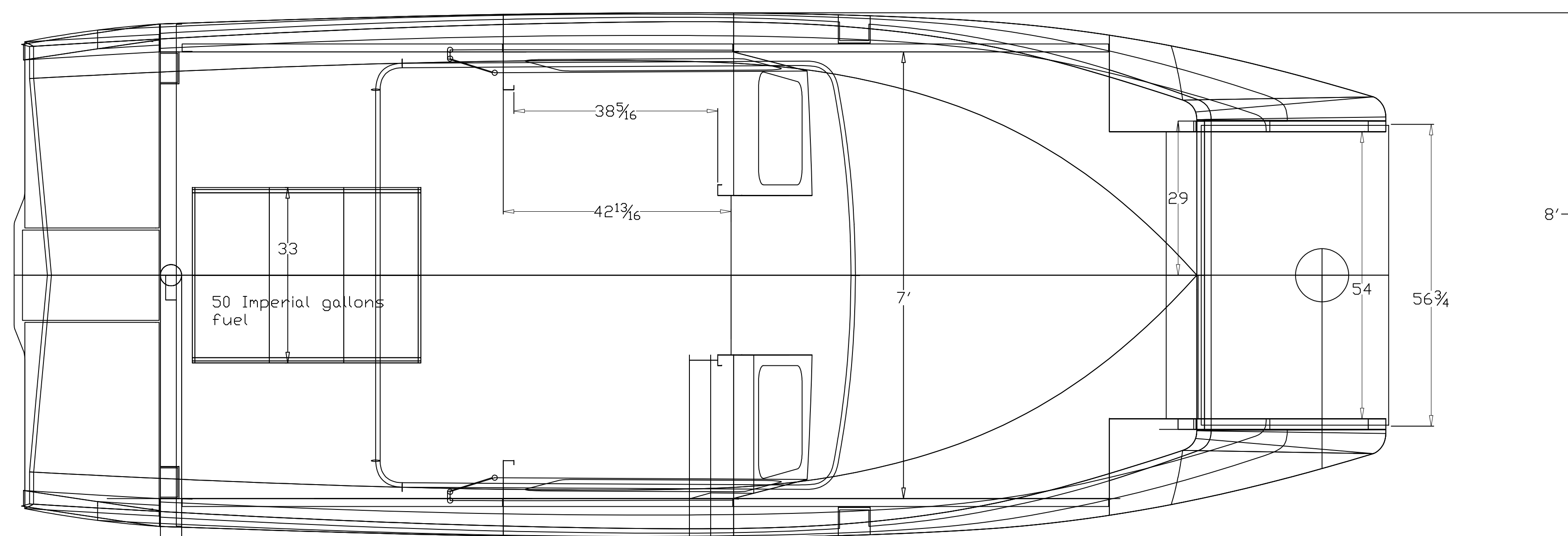
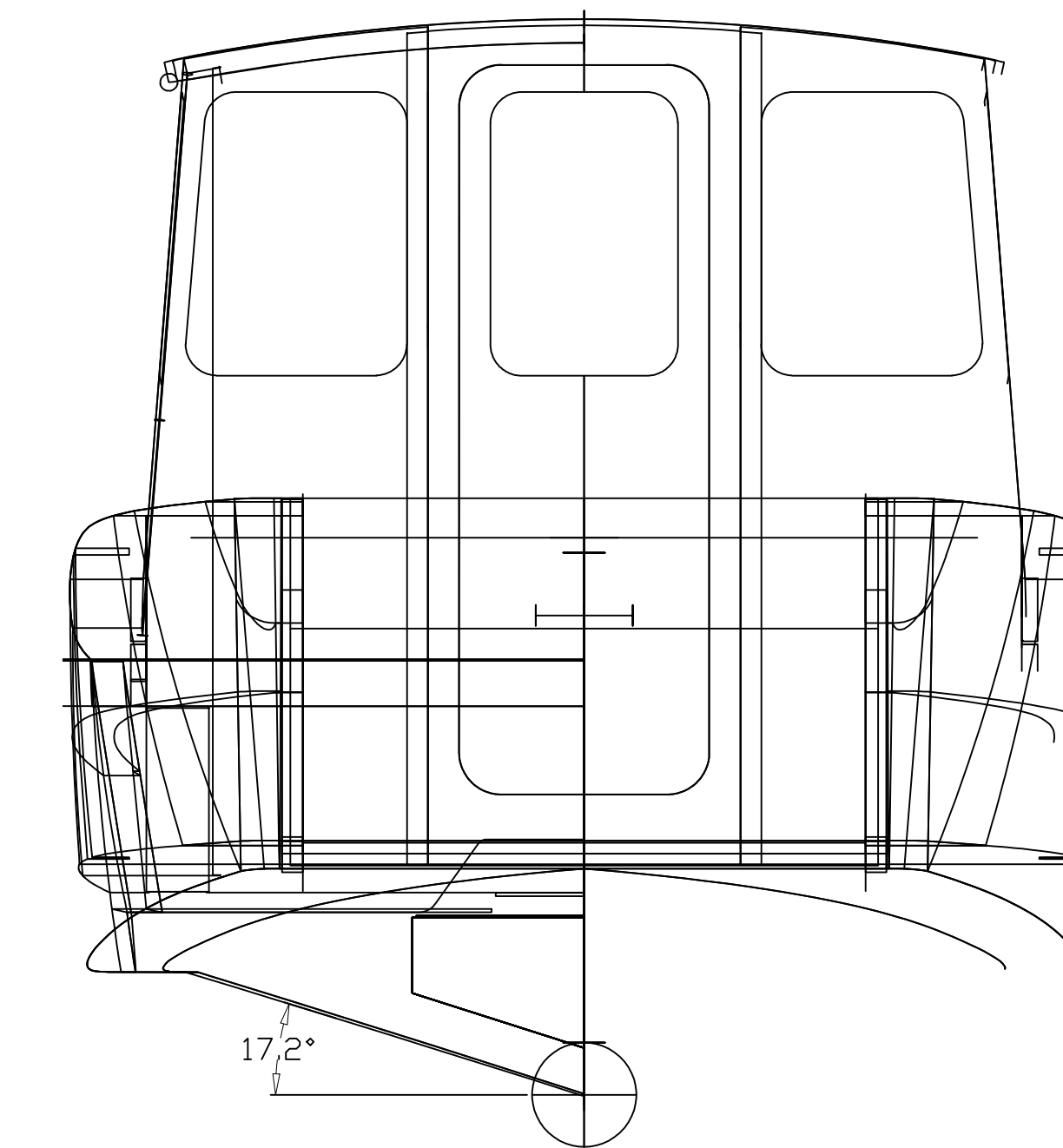
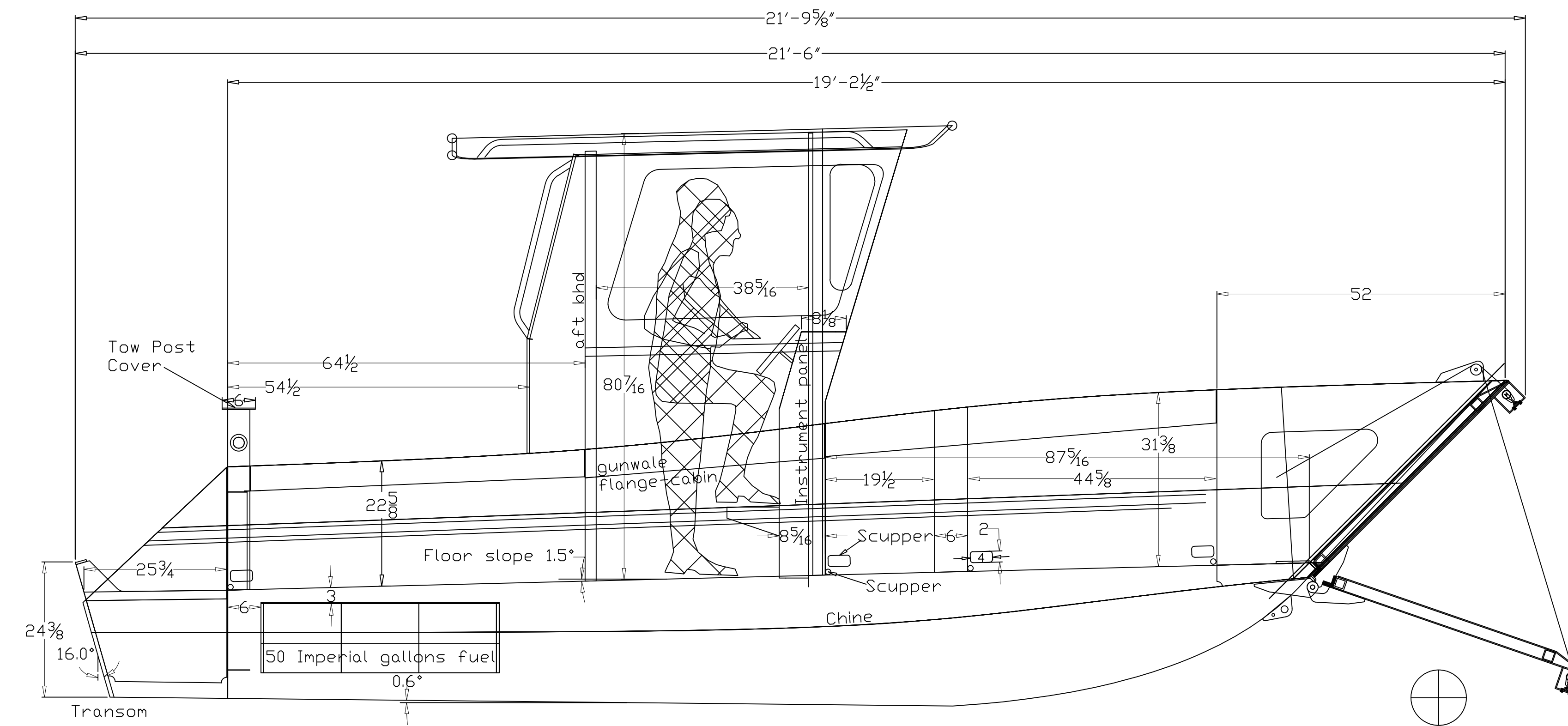


C027A 22FT LANDING CRAFT DB  
DISCOVERY PASSAGE 22 - 3' 7" CABIN  
STUDY PLAN



Builder is required to go through the construction drawings to confirm the extrusion list. This list does not include additional material that may be required while building an aluminum boat. This list does not include parts for jig assembly.

THIS DRAWING REMAINS THE INTELLECTUAL PROPERTY OF A.B. COPE LTD. AND IS FOR THEIR SOLE USE AND BENEFIT. ONE BOAT MAY BE BUILT FROM THIS DRAWING AFTER IT IS RECEIVED FROM A.B. COPE LTD. AND AUTHORIZATION IS GIVEN BY A.B. COPE BRUCE COPE--PH 250-752-1724

C027A 22ft Landing Craft DB  
Discovery Passage 22  
3'7" Cabin Model  
CONSTRUCTION-ALUMINUM-----MEASUREMENT-IMPERIAL  
Length-----21'-6"  
Beam-----8'-6" with gunwale pipe.  
Bow door width-----54"  
Deadrise-----17.6 degrees at transom  
Displacement-Lightship-----3,670 lbs  
Displacement-Full Fuel, 4 people-no cargo-4,600 lbs  
Dwl-----17ft 8"  
Power-----single outboard to 200 HP  
Designed by A.B.COPE LTD.  
Designer-Bruce Cope  
Sept 22-2012

Notes to the purchaser of these plans.

These plans apply only to the aluminum structural component of the boat.  
The purchaser is responsible for following all federal, provincial and local regulations that apply to boat construction. A.B.Cope does not claim that this plans meets any particular standards set by any level of government or agency.  
Particularly with regard to the following:  
1-passenger carrying capacity.  
2-maximum load capacity.  
3-level flotation standards.  
3-maximum engine horsepower allowed.  
4-The boatbuilder (purchaser) is responsible for determining the hp. rating applied to the boats built to these plans.  
5-The boatbuilder (purchaser) is responsible for putting foam flotation in the boat or some other type of flotation that will keep the boat afloat in case the boat is flooded.  
6-The purchaser and or the boatbuilder is responsible for determining if the boat is safe and seaworthy after it is built, especially with regard to the engine horsepower installed. A.B.Cope does not claim that this hull is suitable or safe for any particular purpose. The builder (purchaser of the plans) must determine whether the boat is suitable and safe to use for his purpose, this is especially with regard to the installed engine horsepower and the areas where the boat will be used.

Plate List  
C027A 22ft Landing Craft DB  
Discovery Passage 22  
3'7" Cabin Model

- December 1 2023  
3/8" plate  
1 plate 3/8"x4ft x10ft--5086 H116  
1/4" sheet  
2 sheets 1/4"x4ft x20ft 5086 H116  
1 sheet 1/4"x5ftx20ft 5086 H116  
1 sheet 1/4"x4ftx10ft 5086 H116  
3/16" sheet  
2 sheets 3/16"x4ftx25ft 5086 H116  
1 sheet 3/16"x5ftx20ft 5086 H116  
1 sheet 3/16"x4ftx20ft 5086 H116  
1 sheet 3/16"x4ftx10ft 5086 H116  
1 sheet 3/16"x5ftx20ft 5052 H32  
3 sheets 3/16"x4ftx20ft 5052 H32  
1 sheet 3/16"x4ftx6ft 5052 H32  
5/8" sheet  
1 sheet 5/8"x5ftx12ft 5052 H32  
1 sheet 5/8"x8ftx20ft 5052 H32  
There is a total of 17 sheets

EXTRUSION LIST

- C027A 22ft Landing Craft DB  
3ft 7in Cabin Model  
December 1 2023  
All extrusions are Aluminum and 20ft length, unless otherwise specified.  
ANGLE BAR  
1 length -----1/4" x 2 1/2" x 3" Alloy 6061 T6 Angle Bar (bow door)  
2 lengths -----3/8" x 3" x 2" Alloy 6061 T6 Angle Bar (lifting strakes)  
2 lengths -----1/2" x 2" x 2" Alloy 6061 T6 Angle Bar (girder)  
'T' BAR  
1 length -----1/2" x 2" x 2" Alloy 6061 T6 'T' Bar (fuel mount)  
SQUARE TUBE  
4 length -----1/2" x 1 1/2" x 1 1/2" Alloy 6061 T6 Square Tube (cabintop)  
2 lengths -----1" x 1" x 1" Alloy 6061 T6 Square Tube (windscreen & cabinside)  
8 lengths -----3/8" x 2" x 2" Alloy 6061 T6 Square Tube (floor & bow door)  
1 lengths -----1/2" x 1 1/2" x 1 1/2" Alloy 6061 T6 Square Tube (door bhd)  
PIPE  
2 lengths -----3/4" sch 40 Alloy 6063 T5 Pipe (handrail)  
2 lengths -----1" sch 40 Alloy 6063 T5 Pipe (cabintop)  
HALF PIPE  
2 lengths -----2" sch 40 Alloy 6061 T6 Half Pipe (sheer)  
HULL EXTRUSION - 25FT LENGTHS  
2 lengths ----- Marine Extrusion Alloy 6061 T6 (topside)  
STAINLESS STEEL- 12FT LENGTH  
1 length ----- 1/2" stainless steel T 316 Round Bar (safety latch)